



Next Generation Accountability: A Vision for School Improvement Under ESSA

Curt M. Adams, Timothy G. Ford, and Patrick B. Forsyth

Abstract

This brief is based on the report *Next Generation Accountability: A Vision for School Improvement Under ESSA*, which offers alternatives to single accountability indicators that are inadequate for supporting the dual goals of deeper learning and college- and career-ready graduates. With the impending implementation of the Every Student Succeeds Act, states are about to gain considerably more authority and autonomy over the design of school accountability systems. Consequently, there is an opportunity to design systems that produce information that genuinely explains how schools and school systems are meeting the learning and developmental needs of all students. With this in mind, the report offers a set of design principles and a conceptual framework for next generation accountability, provides an example of an Educational Quality and Improvement Profile, and makes recommendations for potential next steps.

The full report is available at <https://learningpolicyinstitute.org/product/next-generation-accountability>.

LPI's work in this area is made possible by support from the S.D. Bechtel, Jr. Foundation, the Ford Foundation, the Hewlett Foundation, and the Sandler Foundation.

Introduction

In his book *The Best Practice*,¹ Charles Kenney tells a story about quality improvement in health care that resembles the narrow use of accountability indicators in education. Kenney describes how the medical director of Allegheny Hospital, Rick Shannon, was called before a regional task force on quality and safety. Shannon was to defend the hospital's poor cardiothoracic surgery outcomes, which he did with a reasoned and articulate argument as to why the indicators misrepresented actual performance. At the conclusion of his explanation, the chair of the task force told Shannon that he had missed the point of the meeting. The intent was not to defend the hospital's performance—rather, the chair exhorted, “We're here for you to tell us what you have learned from this and how we can all share in the learning so that we don't ever have to have poor results.”

A similar story unfolds every year in states and communities across the country when school accountability indicators are released to the public. High-ranking schools are lauded and praised, whereas those with poor scores become the target of public scorn and are subjected to a flood of discordant, external interventions marketed as effective solutions to their problems. In reality, we find ourselves in a situation similar to what Kenney describes in the health care case—we lack profound knowledge to explain why and how some schools achieve the outcomes they do. It seems that learning, as an objective of school accountability, has been lost in the frenzy of ranking schools with simplistic metrics.

A new accountability approach is needed, one in which learning replaces ranking as the driver of quality improvement. With the Every Student Succeeds Act (ESSA), states have an opportunity to design and develop accountability systems that support all schools in their improvement journeys. We use this brief to chart a path toward next generation accountability by (a) advancing a set of design principles and a conceptual framework for new models, (b) providing a sample profile of educational quality and improvement, and (c) suggesting recommendations for moving forward.

Next Generation Accountability

Next generation accountability seeks to move beyond schooling “in which no child is left behind” to a system in which “children are healthy and thriving.” This is a policy sea change—a focal shift from compliance with external mandates to strengthening schools and empowering the pursuit of standards

for educational excellence. It shifts the task from test score gains to fostering an environment characterized by deeper learning, a condition foundational to the goal of college and career readiness.² The framework casts a broad, inclusive net in recognizing those who share responsibility for building a state’s capacity to achieve these lofty goals. It replaces a summative judgment of school performance, rendered as a single indicator, with multiple summative and formative indicators delivered as comprehensive school profiles. Adaptive interventions replace one-size-fits-all approaches, with the intent of assuring a high-quality, stable faculty for every school. Table 1 summarizes differences between first generation and next generation accountability frameworks.

Table 1
Contrasting First and Next Generation Accountability

First Generation Accountability Framework	Next Generation Accountability Framework
No Child Left Behind	All children healthy and thriving
Focus on improving test scores	Focus on fostering deeper learning
Compliance to meet proficiency standards	Capacity building
Schools accountable to state	Shared accountability
Summative emphasis	Formative emphasis
Single composite indicator of student performance	Multiple indicators of whole system performance
One-size-fits-all interventions	Adaptive interventions
Replace teachers and leaders	Retain and support quality teachers and leaders

Source: Adapted from Adams, C.M., Forsyth, P.B., Ford, T.G., Ware, J.K., Barnes, L.B., Khojasteh, J., et al. (2015). *Next generation school accountability: A report commissioned by the Oklahoma State Department of Education*. Oklahoma City, OK: Oklahoma Center for Education Policy (The University of Oklahoma) and the Center for Educational Research and Evaluation (Oklahoma State University). Retrieved from <http://okedpolicy.org/wp-content/uploads/2015/12/Next-Generation-School-Accountability-Report-Final.pdf>.

Design Principles

College, career, and citizenship readiness is a significantly more challenging vision, setting our schools on a path well beyond test score proficiency. This new vision emphasizes the cognitive and noncognitive competencies expected for success in a postindustrial society and economy. What kind of accountability framework will facilitate progress toward this newly identified and specified vision? Three principles derived from the education policy and accountability literature provide guidance.

Principle One: Shared Accountability—Responsibility for school success is distributed.

The goal of “shared accountability” is to create an accountability environment in which all participants recognize their obligations and commitments in relation to each other.³ In contrast with past accountability models, a shared accountability framework is designed to render a comprehensive account of how each part of the educational system, and the system as a whole, is performing relative to the vision of college and career readiness. As Linda Darling-Hammond and colleagues urge, “each level of the system should be held accountable for the contributions it must make to produce an effective system.”⁴

The principle of shared accountability reminds us that in a complex enterprise such as public education, performance responsibility is distributed across the system’s components, not contained in any one group of stakeholders. Whereas previous accountability frameworks held schools alone responsible for student test scores, shared accountability recognizes a more fundamental set of student outcomes and identifies the critical contributions of the “whole village” to school effectiveness.

Principle Two: Adaptive Improvement—Take schools where they are and move them forward.

First generation accountability assumed that districts and schools are alike in their capacity to become effective. Next generation accountability acknowledges that school capacities differ greatly and that a one-dimensional continuum derived from student test results does not effectively describe school quality and capacity, explain performance, or identify targets for improvement. Embracing the concept of adaptive improvement necessitates a system that is flexible and responsive to particular school conditions, fitting interventions to specific challenges and needs.

Adaptive improvement acknowledges that schools are in different places on their paths to effectiveness and that without essential resources and appropriate processes in place, schools will be unable to achieve even modest goals. A school lacking stable, quality leadership and teaching staff, for example, is at a different improvement stage than one whose teachers are experienced and have worked together successfully over time. It follows that schools have different information and resource needs; moreover, their abilities to respond to and benefit from an accountability framework are different. Thus, a state's approach to working with schools should be contingent on current assessed conditions at each school and an individual school's particular need for support, expert assistance, and other resources.

Principle Three: Informational Significance—Put relevant and useful information in front of responsible actors.

Next generation accountability systems seek to collect and distribute significant information salient to the work and interests of all stakeholders. Stakeholders are likely to regard a broad palette of functionally significant indicators replacing a single composite indicator as informational rather than controlling, thereby motivating them to act.⁵

The information system designed to support next generation accountability should recognize the dual needs—compliance with federal mandates and the particular improvement needs of a state's schools. It should also address the different information needs of the state, district, school, and parents. Information about resources, processes, and a variety of outcomes can enable sense making by legislators who allocate school resources, by local school boards that develop school policy, by principals and teachers who design and adapt the instructional environment to fit local conditions, and by parents who want to make good choices for their children.

Conceptual Framework

Next generation accountability follows a systems model of school function (see Figure 1). The systems model depicts outcomes as a consequence of the quality of school resources together with the quality of school processes. Resource and process elements are defined as a set of critical capacities that ultimately focus instruction on the knowledge, skills, and dispositions that ready students for the workforce or advanced learning. When school outcomes are deemed unsatisfactory, the model and its constituent capacities enable stakeholders to identify, explain, and target needed change. Thus, while deeper learning and college and career readiness are ultimate goals, they also provide direction for capacity building throughout the system.

Organizational capacity is defined as school resources that are foundational to the development and maintenance of high-quality teaching and learning.

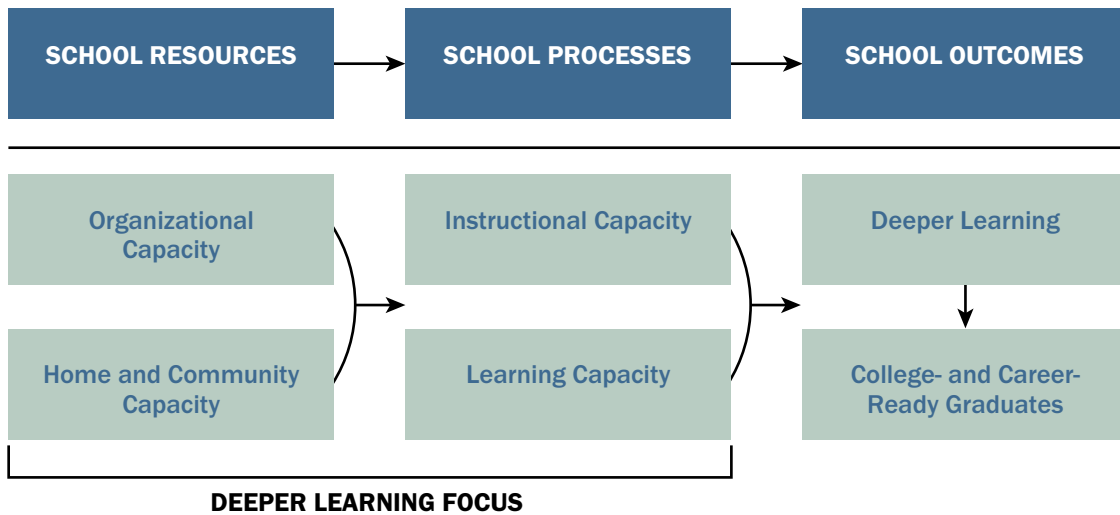
Home and community capacity is composed of the social and material support that surrounds children, and describes relative opportunity that varies across families and communities.

Instructional capacity characterizes the health of school processes. It is defined as the ability and readiness of the school's teaching corps to design and deliver appropriate, challenging, and goal-related instruction to all students.

Learning capacity also characterizes the health of school processes. It is defined as the ability and readiness of the school's students to engage in the work of mastering the knowledge, skills, and dispositions necessary for college, career, and citizenship readiness.

Deeper learning and college- and career-readiness reflect desired outcomes of the educational system. We consider two aspects of deeper learning. The first is the opportunities provided by the school for students to transfer knowledge and skills developed in one setting to new situations, contexts, and problems through a set of cognitive and intra- and

Figure 1
Key Concepts in Next Generation Accountability



Source: Adapted from Adams, C.M., Forsyth, P.B., Ford, T.G., Ware, J.K., Barnes, L.B., Khojasteh, J., et al. (2015). *Next generation school accountability: A report commissioned by the Oklahoma State Department of Education*. Oklahoma City, OK: Oklahoma Center for Education Policy (The University of Oklahoma) and the Center for Educational Research and Evaluation (Oklahoma State University). Retrieved from <http://okedpolicy.org/wp-content/uploads/2015/12/Next-Generation-School-Accountability-Report-Final.pdf>.

interpersonal competencies.⁶ The second is the deeper learning outcomes required for graduates to enter a career, extended training, or specialized education without the need for remediation.

An Educational Quality and Improvement Profile

Consistent with the design principles and conceptual framework behind next generation accountability, we have developed and propose for consideration an Educational Quality and Improvement Profile. EQiP is envisioned as both an accountability and school improvement tool. It provides accountability indicators of student performance, as well as resource and process indicators that are related to school outcomes. On the accountability side, EQiP establishes a level of transparency in reporting summative student outcomes far exceeding a composite summative index. It presents accurate and clear accountability information on deeper learning and college and career readiness, tracks changes in achievement gaps, and reports student growth. On the improvement side, it points to formative conditions and resources in schools that need to change to improve observed outcomes.

EQiPs benefit every school. Consistently low-performing schools desperately need nuanced data to inform deliberate strategies and focused support for improvement. Even the highest-performing schools cannot afford to be static, since each group of learners has quite different needs. Thus, EQiP is envisioned as a comprehensive profile with multiple uses, depending on the specific needs of each school community (see Figure 2). All stakeholders can find useful information in EQiPs. Parents seeking their children’s greatest well-being, policymakers seeking efficiency and effectiveness, and educators seeking to create and sustain thriving schools will find accurate and useful information about different aspects of the life and health of schools.

EQiPs are committed to the following measurement guidelines:

1. Resource, process, and outcome indicators should report changes over time.
2. Indicators should be assessed with appropriate frequency and minimal disruption.
3. Credible scientific evidence substantiating the validity and reliability of measures should be clearly reported.
4. Resource and process indicators should measure conditions, attitudes, structures, and behaviors.

5. Outcome indicators should report achievement differences by student subgroups.
6. Outcome indicators should enable the identification of focus schools and priority schools, and should reward schools consistent with criteria set for federal waiver requirements.
7. Indicators and measurement methods should change over time in response to the continuous evaluation of the school accountability framework.
8. Indicators should be reported and used to avoid gaming practices and distortion of school performance.

Recommendations for the Design and Implementation of Next Generation Accountability

In this final section, we translate next generation accountability into a set of recommendations for state and local education agencies. These recommendations have three distinct targets: (a) accountability policy; (b) alignment of standards, assessments, and accountability; and (c) school, district, and state capacity building in support of the accountability framework.

Accountability policy

1. Do not use a single, summative index to report accountability information. Outcome evidence should clearly report student performance toward deeper learning and college- and career-ready standards, changes in student performance over time, and achievement gaps.
 - Single summative indices cannot be used to make valid and reliable judgments of school quality.
 - Single summative indices do not provide useful information for improvement.
 - Outstanding and equitable outcomes should be the goal of every school.
 - Variation in student outcomes needs to be studied and understood so targeted action can address performance gaps.
 - Trend data provide a more accurate account of student and school performance compared to the instability of time point estimates.
 - Evidence on achievement equity and performance trends allows for more reliable identification of schools in need of state intervention.
2. Multiple indicators of capacity for quality improvement should be part of a school profile.
 - Knowledge formation includes understanding what, how, and why improvement is or is not happening.
 - States and districts can better identify schools in need of intervention by understanding capacity differences among schools.
 - We must learn the lessons of Campbell’s Law. At no time should social measures be used in high-stakes or otherwise summative decision making—to do so completely undermines their validity as measures of social processes.⁷

Curriculum standards, assessments, and accountability

1. Develop a new, coordinated system of multiple assessments, both formative and summative, to measure student learning using the operational definitions we have constructed for deeper learning and college and career readiness. Such a system should be defined by the following major features:
 - Higher-order cognitive skills are assessed.
 - Critical skills are assessed with high fidelity.
 - Assessments are benchmarked to international standards.
 - Assessments are instructionally sensitive and educationally valuable.
 - Assessments are valid, reliable, and fair.⁸
2. In addition to measures of student learning, indicators of dispositional and behavioral constructs associated with deeper learning and college and career readiness should be included.
3. The system should emphasize frequent use of formative assessments, particularly those embedded in instruction.

Figure 2
An Example of an EQIP Page Reporting Cognitive Outcome Indicators
for an Elementary/Middle School

DEEPER LEARNING: COGNITIVE

SAMPLE ELEMENTARY SCHOOL



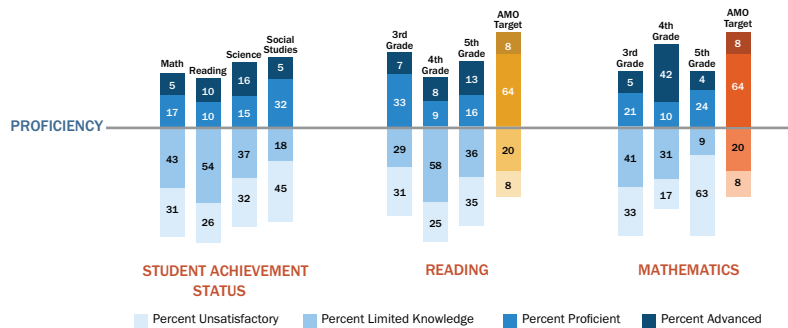
Deeper learning refers to the expectation that schools develop in students cognitive and noncognitive competencies needed for effective participation in the workforce and active citizenship. Initially, proficiency rates, changes in proficiency rates over time, and achievement gaps serve as indicators of the cognitive component of deeper learning.

COMPOSITION OF SCHOOL

Number of Students.....	594
Gender	
Male: 47%	Female: 53%
Ethnicity	
Asian: 3%	Black: 27%
Hispanic: 38%	White: 22%
American Indian: 3%	Multiple Races: 7%
English Language Learners.....	17%
Students with Special Needs.....	26%
Free or Reduced-Price Lunch Rate	68%

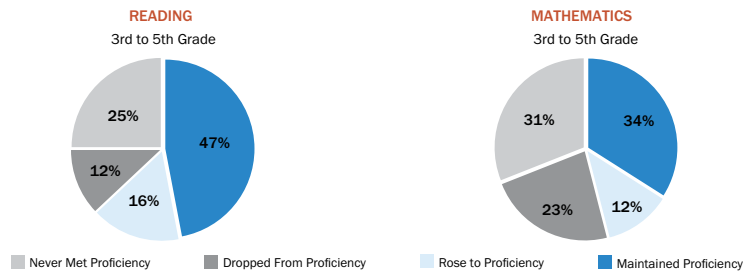
STUDENT PERFORMANCE

Bar graphs indicate the distribution of student achievement by proficiency status: advanced, proficient, limited knowledge, and unsatisfactory. The AMO target represents the goal of reducing by 50% the number of students scoring below proficiency by 2020.



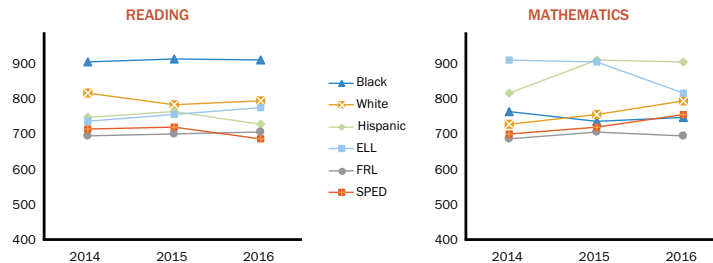
CHANGES OVER TIME

Pie graphs indicate the change in reading and math proficiency status for a cohort of students from 3rd grade in 2014 to 5th grade in 2016.



ACHIEVEMENT GAPS

Line graphs report changes in reading and math achievement gaps for student subgroups with 30 or more students.



Source: Adapted from Adams, C.M., Forsyth, P.B., Ford, T.G., Ware, J.K., Barnes, L.B., Khojasteh, J., et al. (2015). *Next generation school accountability: A report commissioned by the Oklahoma State Department of Education*. Oklahoma City, OK: Oklahoma Center for Education Policy (The University of Oklahoma) and the Center for Educational Research and Evaluation (Oklahoma State University). Retrieved from <http://okedpolicy.org/wp-content/uploads/2015/12/Next-Generation-School-Accountability-Report-Final.pdf>.

4. Consideration should be given to grade-span testing of achievement outcomes. It may not be necessary or even desirable to test every student in every subject every year.
5. Assessment results should be reported by student subgroups to highlight performance gaps.

School, district, and state capacity building

1. **A system-wide culture grounded in “learning to improve.”** Change under next-generation accountability is dynamic and context specific. A new support system needs to communicate its importance for enhancing local as well as state-wide educational improvement. For genuine change to take root, it is essential that the purposes, processes, and goals of improvement be shared within and across sites. The ideas of science of improvement methodology and Networked Improvement Communities proposed by the Carnegie Foundation for the Advancement of Teaching and Learning are two research-based frameworks that seem to have particular utility for accomplishing this.⁹
2. **Development of strong pedagogical data literacy skills.** In this framework, data are meant to enhance decision making, not to be a substitute for it. Pedagogical data literacy¹⁰ refers to technical ability related to one or more of the following areas: numeracy and statistical knowledge, facile use of data analysis software, and what might be considered general inquiry skills, such as the ability to formulate and test appropriate questions and to develop solutions based on findings.¹¹ Research demonstrates that the demands we place on school professionals to select and use appropriate data for decision making have far outstripped our attention to the need for better training on how to go about this process in a meaningful way.¹² A next generation accountability system would maintain focus on data-driven decision making, but would also ask school professionals to become expert on the use of data to explain outcomes and decide on appropriate interventions. This recommendation has strong implications for teacher- and leader-preparation programs. Preservice teachers and aspiring leaders need the knowledge and skill set to develop meaningful classroom assessments, to interpret assessment results, and to make meaning from student performance information.
3. **Prioritization of resources for sustaining ongoing improvement.** System-wide availability of resources such as time, access to expertise, and collaborative opportunities are critical.¹³ Meaningful learning occurs in collaboration with others, and having easy access to colleagues, instructional coaches, and other leaders, as well as outside experts, will ensure that school staff can see a wide range of possibilities in addressing issues of teaching, leading, and learning. Allocating time and improving access to expertise and collaborative opportunities will likely require increased school funding or some reallocation thereof. The intentional allocation of these key resources sends a signal about the importance of such endeavors and creates conditions in which schools and school personnel can achieve critical learning.
4. **A coherent structure of state-level support for learning to improve, including a strong Longitudinal Data System infrastructure.** Learning to improve has to be part of a larger, coherent framework of state-led support. The alignment of a strong culture around learning to improve and the allocation of key resources to support change need to be present, focused, and coordinated with next generation accountability. This structure could build on existing support resources in states, such as school support offices, but it will require significant expansion to accommodate disparate learning needs across states and districts. The current resources provided to most of these support networks are insufficient. States and their stakeholders are urged to partner with intermediate service agencies (including state and local universities) where capacity already exists to genuinely assist in efforts to develop a next generation accountability system.
5. **Educator labor market policy that supports the above elements.** Little progress in the preceding elements will be made without addressing key educator labor market challenges, and this includes a reexamination of current policy tied to the supply of experienced educators in particular states and regions of the United States. Furthermore, our proposed system of supports will require more professional educators who have had considerable past experience working in schools. In some cases, this may require an examination of teacher retirement incentive laws (i.e., “double-dipping” regulations) to determine if they preclude former teachers from participating in these new support positions. If so, then providing exemptions so that highly qualified former educators can participate in these positions will be necessary. These policy changes are not without precedent: Some states, such as Michigan, have responded to labor market shortages by relaxing these regulations.

Conclusion

This vision for Next Generation Accountability, unlike current test-based accountability, draws on the best social science evidence we have to date on how individuals and organizations are motivated, as well as how they learn, grow, and thrive. Although this is no guarantee of success, we believe this is a more fruitful starting point for school improvement policy and practice than one based on conjecture or ideas about motivation that are not supported by evidence.

The increased authority, autonomy, and flexibility given to states under ESSA represent a welcome opportunity for states to get improvement right. What states and local education agencies need now is a plan to leverage their new-found freedom into success in moving their educational systems forward.

The work is substantial. This report contains the broad strokes of a plan for states and other local education agencies to use in making schools work for all children, families, and communities. In the true spirit of improvement, however, this vision necessarily leaves the finer details about how to execute it up to local policy actors.

Endnotes

1. Kenney, C. (2008). *The Best Practice: How the New Quality Movement Is Transforming Medicine*. New York, NY: Public Affairs.
2. See, e.g. National Research Council. (2010). *Education for Life and Work: Developing Transferable Knowledge and Skills in the 21st Century*. Washington, DC: National Academics Press.
3. Sullivan, P. (2009) Reciprocal Accountability. *International Journal of Public Sector Management*, 22(1), 57-72.
4. Darling-Hammond, L.D., Wilhoit, G., & Pittenger, L. (2014). Accountability for College and Career Readiness: Developing a New Paradigm. *Educational Policy Analysis*, 22(86), 1-26.
5. See, e.g. Ryan, R., & Weinstein, N. (2009). Undermining quality teaching and learning: A self-determination theory perspective on high-stakes testing. *Theory and Research in Education*, 7(2), 224-233.
6. See, e.g. National Research Council. (2010).
7. See e.g. Duckworth, A., & Yeager, D. (2015). Measurement matters: Assessing personal qualities other than cognitive ability for educational purposes. *Educational Research*, 44, 237-251.
8. See e.g. Darling-Hammond, L.D., Wilhoit, G., & Pittenger, L. (2014). Accountability for College and Career Readiness: Developing a New Paradigm. *Educational Policy Analysis*, 22(86), 1-26.
9. Bryk, A.S., Gomez, L.M., Grunow, A., & LeMahieu, P.G. (2015). *Learning to improve: How America's schools can get better at getting better*. Cambridge, MA: Harvard Education Press.
10. Mandinach, E.B. (2012). A perfect time for data-use: Using data-driven decision making to inform practice. *Educational Psychologist*, 47(2), 71-85.
11. Kerr, K.A., Marsh, J.A., Ikemoto, G.S., Darilek, H., & Barney, H. (2006). Strategies to Promote Data Use for Instructional Improvement: Actions, Outcomes, and Lessons from Three Urban Districts. *American Journal of Education*, 112, 496-520; Marsh, J.A., Sloan, J.M., & Martorell, F. (2010). How instructional coaches support data-driven decision making: Policy implementation and effects in Florida middle schools. *Educational Policy*, 24(6), 872-907.
12. Datnow, A., & Park, V. (2014). *Data-driven leadership*. San Francisco, CA: Jossey-Bass.
13. Ingram, D., Louis, K.S., & Schroeder, R. (2004). Accountability policies and teacher decision making: Barriers to the use of data to improve practice. *The Teachers College Record*, 106, 1258-1287. Retrieved from <http://www.tcrecord.org/content.asp?contentid=11573>.